

This article was downloaded by:

On: 26 January 2011

Access details: *Access Details: Free Access*

Publisher *Taylor & Francis*

Informa Ltd Registered in England and Wales Registered Number: 1072954 Registered office: Mortimer House, 37-41 Mortimer Street, London W1T 3JH, UK



Liquid Crystals

Publication details, including instructions for authors and subscription information:

<http://www.informaworld.com/smpp/title~content=t713926090>

Smectic polymorphism in a series of three-ring enaminketone compounds

Ewa Górecka^a; Wiesław Pyżuk^a; Adam Krówczyński^a; Jan Przedmojski^b

^a Laboratory of Dielectrics and Magnetics, Department of Chemistry, University of Warsaw, Warsaw, Poland ^b Department of Physics, Warsaw Technical University, Warsaw, Poland

To cite this Article Górecka, Ewa , Pyżuk, Wiesław , Krówczyński, Adam and Przedmojski, Jan(1993) 'Smectic polymorphism in a series of three-ring enaminketone compounds', *Liquid Crystals*, 14: 6, 1837 – 1846

To link to this Article: DOI: 10.1080/02678299308027719

URL: <http://dx.doi.org/10.1080/02678299308027719>

PLEASE SCROLL DOWN FOR ARTICLE

Full terms and conditions of use: <http://www.informaworld.com/terms-and-conditions-of-access.pdf>

This article may be used for research, teaching and private study purposes. Any substantial or systematic reproduction, re-distribution, re-selling, loan or sub-licensing, systematic supply or distribution in any form to anyone is expressly forbidden.

The publisher does not give any warranty express or implied or make any representation that the contents will be complete or accurate or up to date. The accuracy of any instructions, formulae and drug doses should be independently verified with primary sources. The publisher shall not be liable for any loss, actions, claims, proceedings, demand or costs or damages whatsoever or howsoever caused arising directly or indirectly in connection with or arising out of the use of this material.

Smectic polymorphism in a series of three-ring enaminoketone compounds

by EWA GÓRĘCKA†, WIEŚLAW PYŻUK*†, ADAM KRÓWCZYŃSKI†
and JAN PRZEDMOJSKI‡

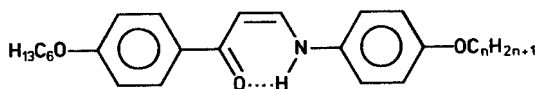
† Laboratory of Dielectrics and Magnetics,
Department of Chemistry, University of Warsaw, Al. Żwirki i Wigury 101,
02-089 Warsaw, Poland

‡ Department of Physics, Warsaw Technical University,
00-662 Warsaw, Poland

Liquid crystalline properties of 1-(4'-alkoxyphenylamino)-3-(4'-hexyloxyphenyl)-prop-1-en-3-ones, from methoxy to heptadecyloxy, have been examined by optical, DSC, and X-ray methods. The phase diagram for the series exhibits a rich polymorphism of tilted smectic phases, for example, five mesophases were found for the hexyloxy derivative. A characteristic feature of the phase diagram is a gap in the crystal G phase area. For the heptyloxy homologue, a direct crystal H-smectic F phase transition was found; in the case of shorter as well as longer terminal substituents, the phase sequence crystal H-crystal G-smectic F is observed. Calorimetric and X-ray studies revealed the existence of a tricritical point on the crystal G-smectic F transition line.

1. Introduction

Novel β -enaminoketone derivatives revealing liquid crystalline properties have been recently reported [1-3]. For some homologous series of three-ring compounds the phase properties have been studied in detail [2, 3]. In the case of compounds having a short terminal substituent, a rare phase sequence involving unordered, hexatic, and crystal untilted smectics was found. In this work, the phase properties of another series of enaminoketones terminating in a much longer substituent:



are presented. The compounds (denoted for short as HEX n) as examined by microscopy, microcalorimetry and X-ray methods, appeared to exhibit tilted smectic behaviour. Here we concentrate on their phase properties, as well as their phase transitions and critical behaviour.

2. Results

2.1. Synthesis and characterization of HEX compounds

These compounds were synthesized by reacting hydroxymethylene derivatives of 4-hexyloxyphenylacetophenone with 4-alkoxyanilines and purified by crystallization

* Author for correspondence

from toluene. Purity of the compounds was checked by DSC. A typical synthetic procedure is described for 1-(4'-methoxyphenylamino)-3-(4'-hexyloxyphenyl-prop-1-en-3-one): The sodium salt of 3-(4'-hexyloxyphenyl)-3-oxo-propanal was obtained by the Claisen formulation reaction by adding 4-hexyloxyacetophenone (15 mmol) and ethyl formate (5 ml) to the sodium powder (0.4 g) dispersed in ethyl ether (25 ml) and stirring the mixture for 12 h. After the ether and the excess of ethyl formate had evaporated, the remaining crude sodium salt (yield *c.* 70 per cent) was dissolved in methanol. To that solution (*c.* 10 mmol) in methanol (20 ml), 10 mmol of anisidine in the same solvent (20 ml) were added, then neutralized with acetic acid and left. After 12 h yellow crystals of the product were filtered off and recrystallized. Yield 3.0 g (87 per cent), mp 134°C, clp 199.5°C, elemental analysis gave calculated: C, 74.74 per cent, H, 7.71 per cent, N, 3.96 per cent, found: C, 74.87 per cent, H, 7.82 per cent, N, 3.90 per cent. IR and NMR spectra are consistent with the molecular structure. ^1H MNR (CDCl_3): δ 0.75–2.00 (m, 11 H, $(\text{CH}_2)_4\text{CH}_3$), 3.80 (s, 3 H, OCH_3), 4.00 (t, $J=6.2$ Hz, 2 H, OCH_2), 5.92 (d, $J=8.0$ Hz, 1 H, H^2), 6.75–7.20 (m, 6 H, aromatic), 7.37 (dd, $J=8.0$ Hz, 14.2 Hz, 1 H, H^1), 7.90 (d, $J=8.5$ Hz, 2 H, H^2 , H^6), 12.11 (d, $J=14.2$ Hz, 1 H, NH). A relatively low value of $J_{\text{C}^1\text{H}^2\text{H}}$ as well as high values of $J_{\text{C}^1\text{H}^1\text{NH}}$ and δ_{NH} confirm a stabilized by hydrogen bonding, *cis-s-cis* configuration of the enaminketone moiety in solution [2(b)]. This configuration is preserved in the crystal, as results from single-crystal X-ray structure analysis show [2(a)], as well as in meso- and isotropic phases, as results from DSC thermograms also show [2(b)].

2.2. Phase diagram and microscopic studies

The phase diagram of the HEX_n series is shown in figure 1. Phase identification based on observation of textures and miscibility tests was confirmed by X-ray analysis. Our analysis was confirmed, for some phases, by studies of aligned samples [4]. A tendency toward formation of tilted phases is so strong that no untilted phases were observed at all.

All phase transitions presented in the phase diagram can be observed microscopically. It is of interest that the textures of smectic F and crystal G phases depend on the length of the terminal tails (see figures 2 and 3). For lower homologues, the appearance of a S_F phase from a S_C is accompanied by a freezing of the schlieren texture. From the S_F phase, the crystal G phase appears as evidenced by a mosaic texture formation. For higher homologues, both transitions, although less pronounced, are still well discernible and occur in a narrow temperature range, within 0.2°C. On cooling the crystal G phase, a mosaic texture with zig-zag defects was observed, thus providing evidence for the formation of the crystal H phase [5, 6].

For compound HEX_7 , a direct transition from the smectic F to crystal H phase was observed, while for both shorter and longer homologues the crystal G phase appears between these phases. The topology of a phase diagram having a crystal G phase gap was confirmed by studies of phase transitions in HEX_6 – HEX_7 and HEX_7 – HEX_8 binary mixtures (see figure 4(a, and c)). The identity of the crystal G phase for short and long homologues was deduced from the phase diagram of the HEX_6 – HEX_8 system (see figure 4(b)). Phase diagrams with such a gap in a phase area are rather rare among homologous series of calamitic liquid crystals [7]. Recently, a nematic gap was observed in the smectic A area in the phase diagram of a homologous series of non-symmetrical dimers which exhibit a S_A phase [8]. However, different structures of smectic phases for short and long chain members of

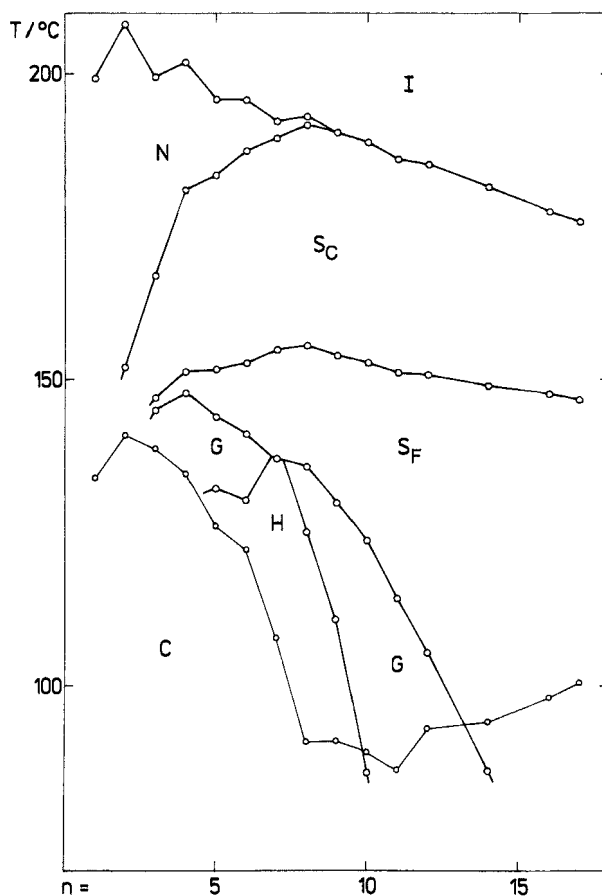


Figure 1. Phase diagram for the homologous HEX_n series.

the series were reported in that case, whereas in our study full miscibility of the phases is confirmed.

2.3. Calorimetric studies

The studies were performed using Perkin-Elmer DSC7 set-up. The enthalpies and temperatures of the phase transitions are summarized in table 1. Thermograms obtained for some compounds revealing the crystal $\text{G-S}_\text{F-S}_\text{C}$ phase sequence are presented in figure 5. As shown, the transition from the fluid phase, S_C to the hexatic one, S_F , is accompanied by strong anomalies of the heat capacity, which cause distinct broadening of the transition peaks. Such anomalies are a characteristic feature of second order transitions, as for example the N-S_A [9, 10].

In contrast, peaks corresponding to the transition from hexatic S_F to crystal G phases are sharp, without precritical specific heat anomalies, thus indicating a first order phase transition. The relevant enthalpy is relatively small, of the order of 0.1 J g^{-1} , and decreases systematically with increasing molecular length (see figure 6). For compounds HEX_{12} and HEX_{14} no relevant peak in the thermograms is present, although for both compounds the phase transition is still observable

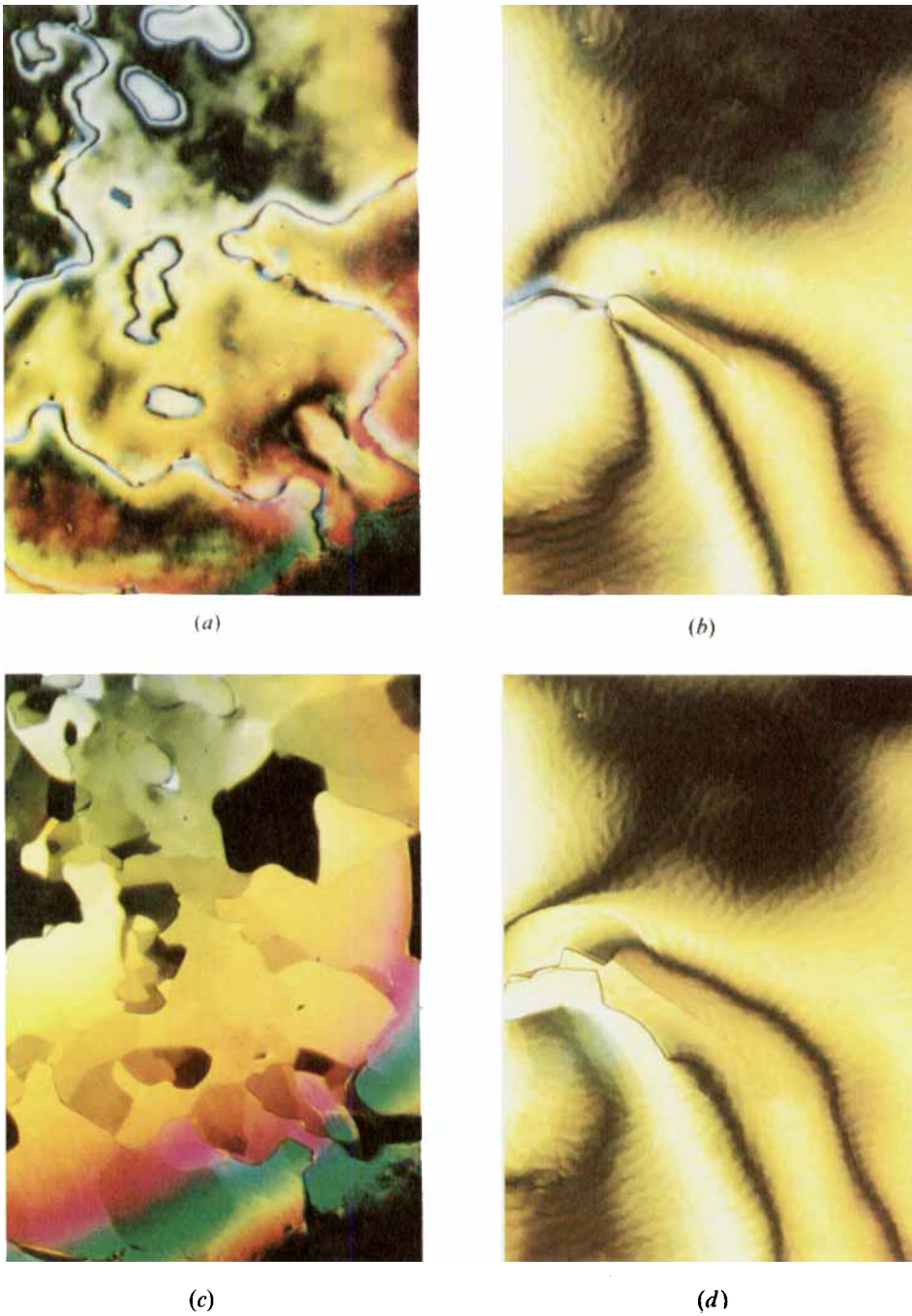


Figure 2. Textures of HEX6 (left) and HEX12 (right) in the smectic F (upper row) and crystal G phases (lower row): (a) 150°C, (b) 135°C, (c) 110°C, (d) 105°C.



Figure 3. Textures of HEX6. From the upper texture: S_F phase (150°C), crystal G phase (140°C) and crystal H phase (130°C).

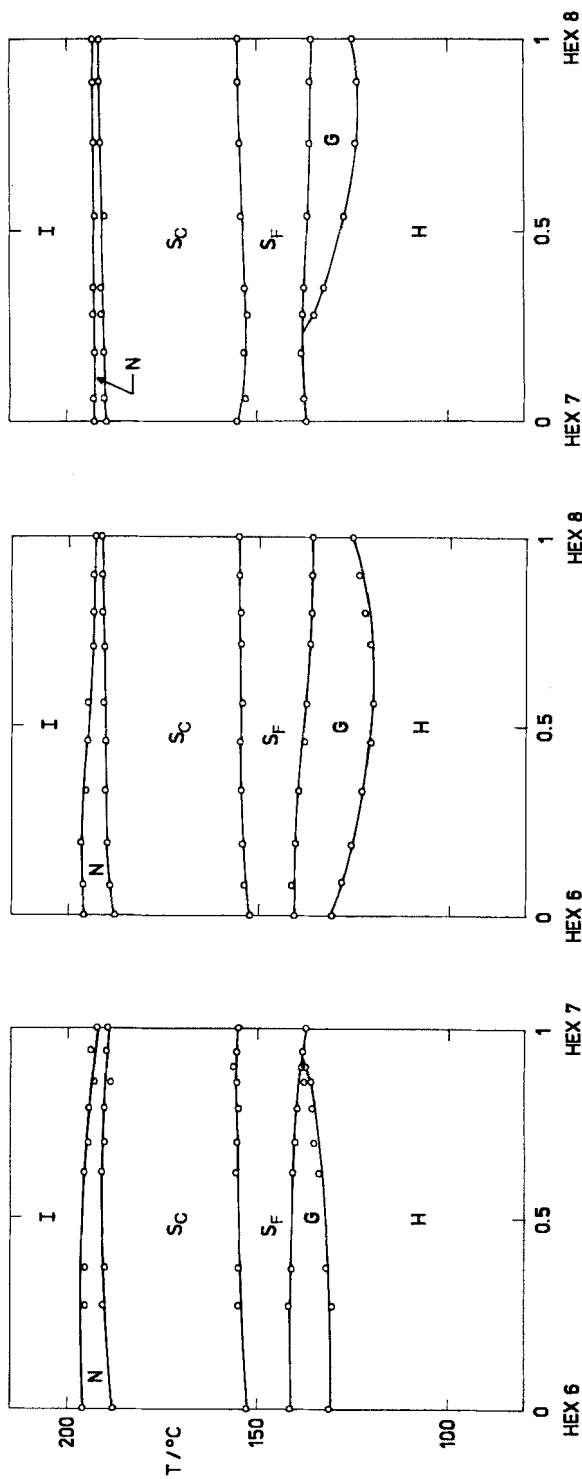


Figure 4. Phase diagrams for some binary systems. Concentrations are in mole fractions.

Table 1. Temperatures ($^{\circ}\text{C}$) and, in parentheses, enthalpies (kJ mol^{-1}) of the phase transitions for the compounds $\text{H}_{13}\text{C}_6\text{O}-\text{C}_6\text{CO}-\text{CH}=\text{CH}-\text{NH}-\text{C}_6\text{H}_4-\text{OC}_n\text{H}_{2n+1}$ (HEX $_n$ series).

| n | C | H | G | S _F | S _C | N | I |
|-----|---|---------------|---|----------------|----------------|---|---|
| 1 | ● | 133.8 (33.1) | ● | ● | ● | ● | ● |
| 2 | ● | 140.7 (10.0) | ● | ● | ● | ● | ● |
| 3 | ● | 138.6 (9.88)† | ● | ● | ● | ● | ● |
| 4 | ● | 134.4 (10.3) | ● | ● | ● | ● | ● |
| 5 | ● | 126.0 (9.71) | ● | ● | ● | ● | ● |
| 6 | ● | 122.3 (19.7) | ● | ● | ● | ● | ● |
| 7 | ● | 107.8 (20.8) | ● | ● | ● | ● | ● |
| 8 | ● | 90.8 (14.1) | ● | ● | ● | ● | ● |
| 9 | ● | 91.1 (28.3) | ● | ● | ● | ● | ● |
| 10 | ● | 89.2 (27.9) | ● | ● | ● | ● | ● |
| 11 | ● | 86.3 (37.7) | ● | ● | ● | ● | ● |
| 12 | ● | 93.0 (37.7)† | ● | ● | ● | ● | ● |
| 14 | ● | 94.1 (43.0)† | ● | ● | ● | ● | ● |
| 16 | ● | 97.9 (56.7) | ● | ● | ● | ● | ● |
| 17 | ● | 100.5 (66.0) | ● | ● | ● | ● | ● |

† Subsequent polymorphic transition peaks not resolved.

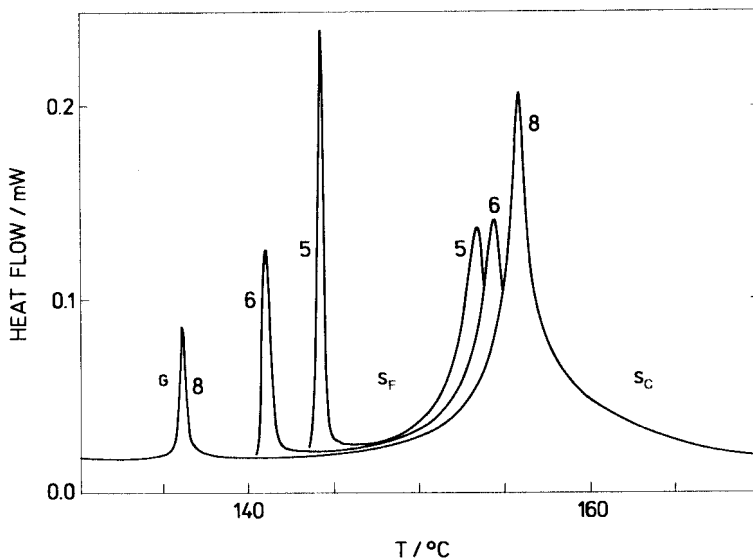


Figure 5. DSC scans ($5^{\circ}\text{C min}^{-1}$, 1 mg sample) across the crystal G, smectic F and smectic C phases for some HEX_n homologues.

microscopically. As can be seen from figure 6(b), a point at which the transition enthalpy reaches zero is located at $n=11.3$. This is a tricritical point, in which the first order phase transition turns into the second order one for binary mixtures.

It seems that for the series studied, the position of the tricritical point is controlled by a temperature range of the hexatic phase (see figure 6). The broadening of the S_F phase lowers the enthalpy change of the S_F -crystal G phase transition. For

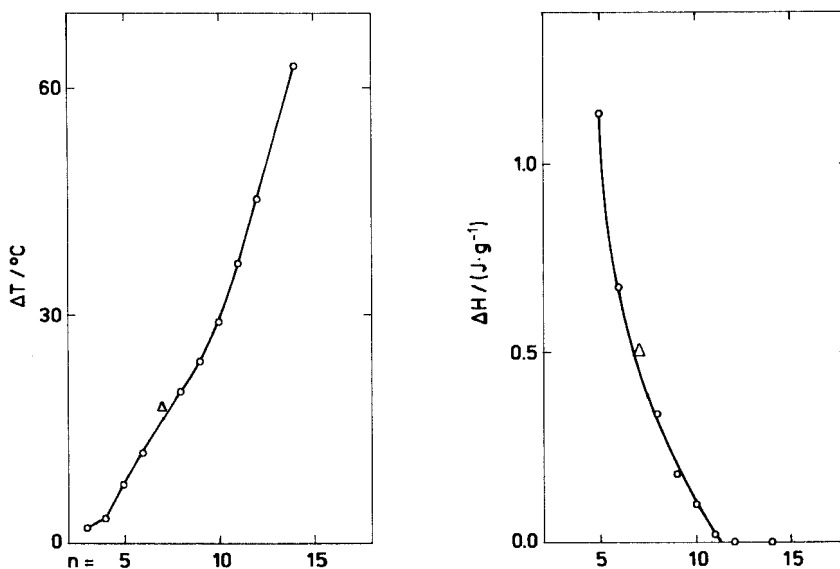


Figure 6. The temperature range of the smectic F phase (left) and enthalpy of the S_F -crystal G phase transitions (right): Data for pure compounds (\circ) and for equimolar mixtures HEX_6 - HEX_8 (Δ), corresponding to $n=7$.

a phase broader than 40°C no enthalpy change accompanies this transition. This kind of behaviour, well known for the N-S_A phase transition, was recently found also for the S_B(hex)-crystal B transition [3], the broader the less ordered (hexatic) phase the smaller the transition enthalpy is observed.

2.4. X-ray studies

X-ray measurements were performed for powder samples of HEX6 and HEX12. For all the smectic phases of both compounds only first order, (001) low angle reflections, corresponding to interlayer distances, were observed. In the high angle region, the shape of the diffraction lines changes with temperature. For the S_C and S_F phases, a single, diffuse reflection line was observed confirming the absence of long range positional order within the smectic layers. The transition to the three dimensional crystal G phase is accompanied by the appearance of much sharper Bragg reflections [11,12]. For HEX6, only a single line assigned to the (110) reflection was observed. For the HEX12 several lines were observed with the strongest ones attributed to (110) and (200) reflections. For this compound the interlayer distance, and thus also the tilt angle, does not change noticeably at the S_F-crystal G phase transition (see Table 2). This observation confirms the possibility of a continuous phase transition between the hexatic and crystal smectics.

3. Discussion

Although the studied compounds have an unconventional ring in their mesogenic core, they reveal properties typical for three-ring, rod-like mesogens. In contrast to previously studied enamino α -ketone derivatives having a pirydil ring [2(b)] instead of a phenyl one, the studied compounds exhibit a strong tendency toward formation of tilted rather than orthogonal smectic phases. An interesting feature of the phase diagram is the existence of a gap in the crystal G phase area for one of the compounds of the homologous series. In binary mixtures, the corresponding gap is rather narrow, only 0.32 mole fraction. This suggests the molecular interactions, which are responsible for mesogenic phase formation, are highly sensitive to the molecular structure. The crystal G phase is destabilized in favour of a more ordered crystal H phase.

As the easy formation of tilted phases for the HEX series results, subsequent phase transitions between unordered, hexatic, and crystalline tilted phases appear for several compounds, thus allowing studies of relevant phase transitions. Theoretically, it has been argued that coupling between bond orientational order and molecular tilt should induce long range hexatic order in the fluid S_C phase [14]. As a consequence, there is no symmetry change between fluid and hexatic phases, thus, a

Table 2. X-ray diffraction data for HEX12. Only data referring to sharp diffraction lines are given. The tilt angle θ is calculated based on a CPK molecular length of 3.92 nm.

| T°C | Phase | <i>d</i> nm | <i>D</i> nm | θ° |
|-----|----------------|-------------|--|----------------|
| 150 | S _C | 3.12 | — | 37 |
| 140 | S _F | 3.17 | — | 36 |
| 110 | S _F | 3.19 | — | 35.5 |
| 105 | S _F | 3.19 | — | 35.5 |
| 100 | G | 3.19 | 0.444 (110), 0.442 (200) 0.511, 0.456, 0.421, 0.410 | 35.5 |

first order transition from S_F to S_C or no transition at all is only possible [15]. There are also some arguments [14] that the transition from hexatic to crystal smectic should be of the first order type. Our experimental results are not fully consistent with these predictions.

We found that the S_C - S_F transition, as studied in compounds belonging to the HEX series, is accompanied by strong pretransitional anomalies in the specific heat. Their presence suggest a second order or very weak first order rather than a typical first order transition. It should be pointed out that in other groups of enamino ketone derivatives [2(b), 3], for which the phase sequence crystal B - S_B (hex)- S_A between untilted phases exists, the S_B (hex)- S_A transition accompanied by strong heat anomalies was also observed. The plausible explanation for the similarity of the systems is a weak coupling between bond order and molecular tilt in the HEX compounds.

An additional argument for the similarity of tilted and orthogonal systems is the presence of a critical point on the line of the phase transition between hexatic and crystal smectics. Our data for the HEX series indicate the existence of the tricritical point of the S_F -crystal G phase transition line, which is not predicted by theory. The position of that point on the phase transition line seems to be mainly controlled by the temperature range of the hexatic S_F phase. In our case, a normalized critical phase width, $1-T_{S_F S_C}/T_{S_C S_F}$, is *c.* 0.15. However, for an analogous transition between untilted phases [2(b), 3], a critical phase width is several times lower.

This work is a part of the UW BST-412/29 research project. The synthetic part was supported by the KBN grant 2010191.

References

- [1] GALYAMETDINOV, YU. G., IVANOVA, G. I., and OVTCHINNIKOV, I. V., 1991, *Zh. Obsch. Khim.*, **61**, 234.
- [2] (a) PYŻUK, W., GÓRECKA, E., KRÓWCZYŃSKI, A., WOŹNIAK, K., and PRZEDMOJSKI, J., 1991, *Summer European Liquid Crystal Conference*, Vilnius p. 32, 33. (b) PYŻUK, W., KRÓWCZYŃSKI, A., and GÓRECKA, E., 1991, *Liq. Crystals*, **10**, 593. (c) PYŻUK, W., GÓRECKA, E., and KRÓWCZYŃSKI, A., 1992, *Liq. Crystals*, **11**, 797.
- [3] PYŻUK, W., KRÓWCZYŃSKI, A., and GÓRECKA, E., 1993, *Molec. Crystal liq. Crystals* (in the press).
- [4] CHEN, LI, GÓRECKA, E., and KUMAR, S., 1993, presented at the March Meeting of the American Physical Society, Seattle.
- [5] GRAY, G. W., and GOODBY, J. W., 1984, *Smectic Liquid Crystals* (Leonard Hill).
- [6] PROST, J., 1984, *Adv. Phys.*, **33**, 46.
- [7] DEMUS, D., and ZASCHKE, H., 1984, *Flüssige Kristalle in Tabellen*, Vol. II (VEB Deutscher Verlag für Grundstoffindustrie, Leipzig).
- [8] HOGAN, J. L., IMRIE, C. T., and LUCKHURST, G. R., 1988, *Liq. Crystals*, **3**, 645.
- [9] MAHMOOD, R., FELLNER, H. G., VITHANA, H. K. M., HUANG, J., and JOHNSON, D. L., 1990, *Phys. Rev. A*, **41**, 6859.
- [10] KASTING, G. W., LUSHINGTON, K. J., and GARLAND, C. W., 1980, *Phys. Rev. B*, **22**, 321.
- [11] BENATTAR, J. J., MOUSSA, F., and LAMBERT, M., 1983, *J. Chim. phys.*, **80**, 99.
- [12] DOUCET, J., LEVELUT, A. M., and LAMBERT, M., 1974, *Phys. Rev. Lett.*, **32**, 301.
- [13] BELLARBI-MASSOURAS, Z., TAKAGI, A., EMA, H., HASEBE, H., OHTA, K., FUJIMOTO, T., and YAMAMOTO, I., 1991, *Molec. Crystals liq. Crystals*, **201**, 147.
- [14] AHARONY, A., BIRGENAU, R. J., BROCK, J. D., and LITSTER, J. D., 1986, *Phys. Rev. Lett.*, **57**, 1012.
- [15] (a) RAJA, V. N., KRISHNA PRASAD, S., SHANKAR RAO, D. S., GOODBY, J. W., and NEUBERT, M. E., 1991, *Ferroelectrics*, **121**, 235. (b) RAJA, V. N., KRISHNA PRASAD, S., KHENED, S. M., and SHANKAR RAO, D. S., 1991, *Ferroelectrics*, **121**, 343.